

230-240V / 50-60Hz

IP20

IK00



WARNING - THIS LUMINAIRE MUST BE EARTHED

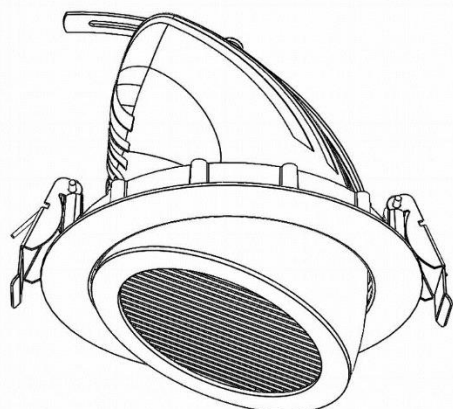
This luminaire has been tested and is manufactured to comply with BS EN 60598 : specification for general requirements and tests. It should be installed by a suitably qualified person in accordance with IEE.

CAUTION: there is a potential risk of electric shock from the LED boards when the product is operational with the cover removed.

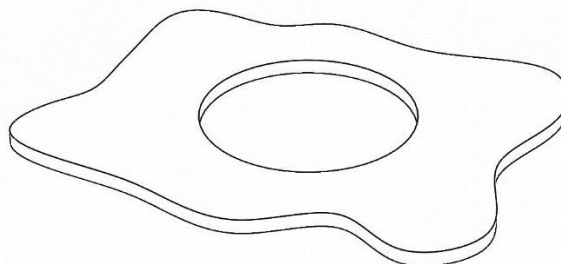
NOTE: INSTALLATION AND OPERATION OF THE LUMINAIRE BEYOND ITS SCOPE OF SUPPLY WILL INVALIDATE THE WARRANTY.

DIL-63-0002

1.

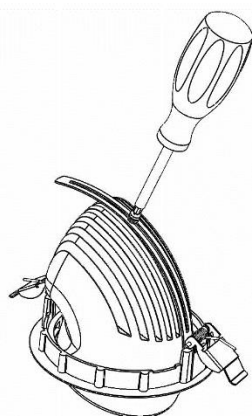


2.



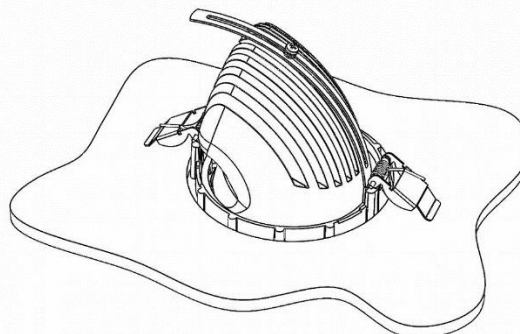
Aperture to be 174mm

3.



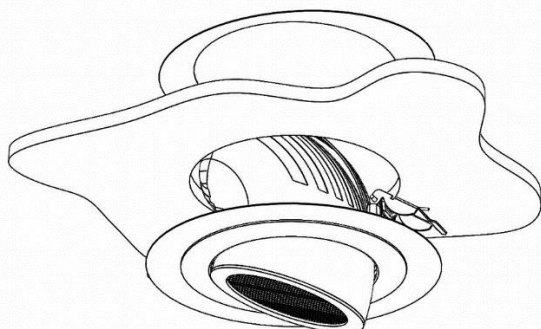
Check tension – tighten if necessary!

4.



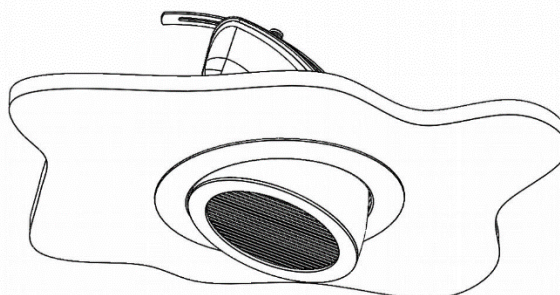
Standard (new) installation

5.



For installation into existing aperture greater than 174 (up to 220mm), use adapter ring kit.

6.



Tilt / rotate luminaire as required