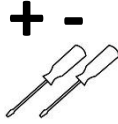


Graduate LED (Pull-up and Lay-in) Installation

230-240V / 50-60Hz
IP20
IK00



5.0mm

WARNING - THIS LUMINAIRE MUST BE EARTHED

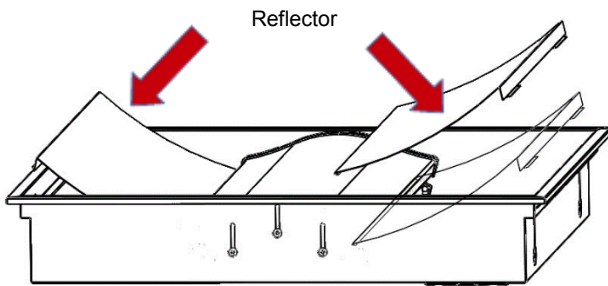
This luminaire has been tested and is manufactured to comply with BS EN 60598 : specification for general requirements and tests. It should be installed by a suitably qualified person in accordance with IEE.

CAUTION: there is a potential risk of electric shock from the LED boards when the product is operational with the cover removed.

NOTE: INSTALLATION AND OPERATION OF THE LUMINAIRE BEYOND ITS SCOPE OF SUPPLY WILL INVALIDATE THE WARRANTY.

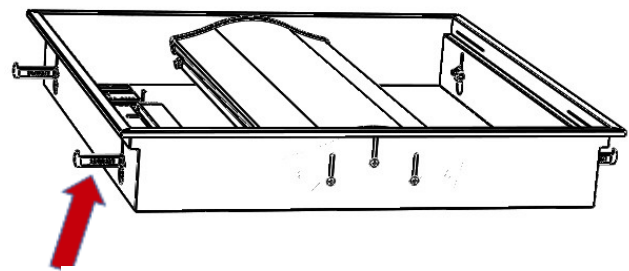
DIL-49-0005

1. Installation for Pull-up version



Remove both reflectors.

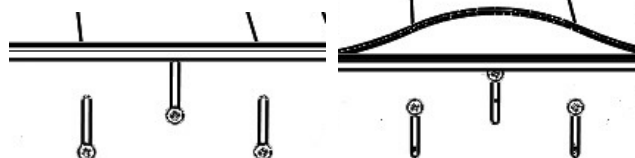
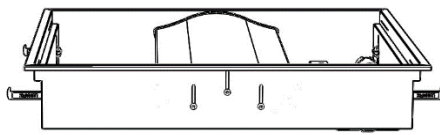
Pre-install the pull-up bracket/ lumafix (x4) as shown



Lumafix bracket

3.

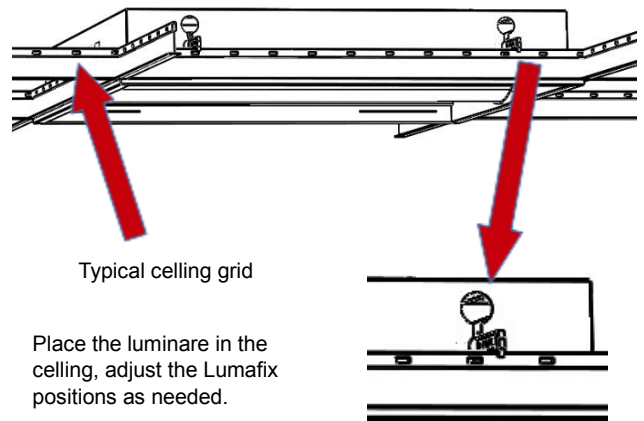
Adjust the diffuser to the position (higher or lower) as required.



Higher position

Lower position

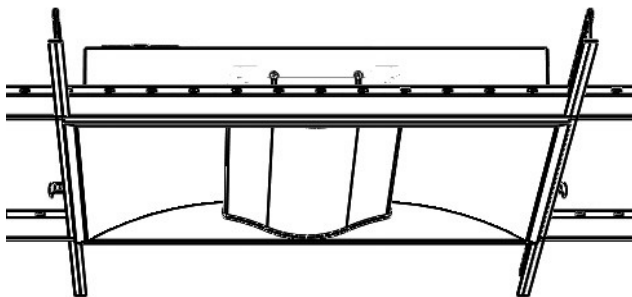
4.



Typical ceiling grid

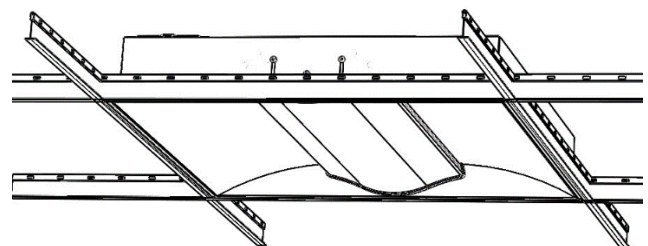
Place the luminaire in the ceiling, adjust the Lumafix positions as needed.

5.



Wire the mains cable to the Terminal Block. Replace the reflectors. Installation complete

6. Installation for Lay-in version



Do steps 1 and 3. Place the luminaire in the ceiling grid. Then do step 5.