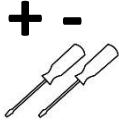


230-240V / 50-60Hz

IP40

IK**



5.0mm

WARNING - THIS LUMINAIRE MUST BE EARTHED

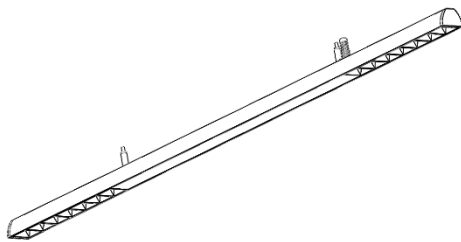
This luminaire has been tested and is manufactured to comply with BS EN 60598 : specification for general requirements and tests. It should be installed by a suitably qualified person in accordance with IEE.

CAUTION: there is a potential risk of electric shock from the LED boards when the product is operational with the cover removed.

NOTE: INSTALLATION AND OPERATION OF THE LUMINAIRE BEYOND ITS SCOPE OF SUPPLY WILL INVALIDATE THE WARRANTY.

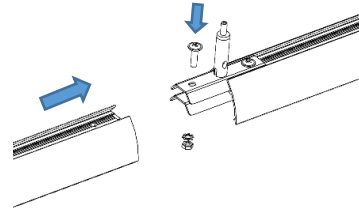
DIL-0361-0002

1.



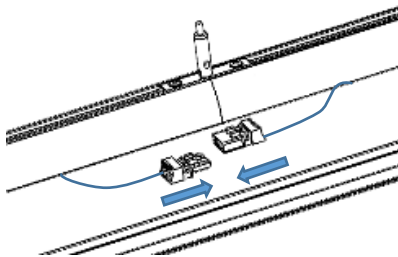
Fitting will arrive fully assembled with a flying lead apart from the two larger length versions (3112mm & 4232mm), these will arrive in two halves.

2. 3112mm & 4232mm lengths only – for shorter lengths skip to step 5.



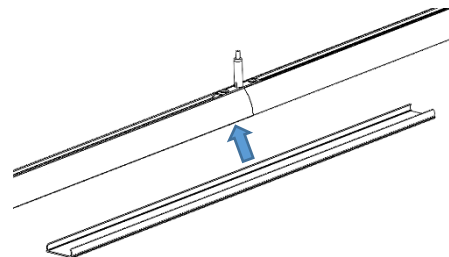
Join the 2 halves together and fix in place using the nut and bold provided.

3.



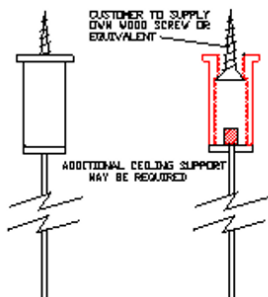
Electrically connect the 2 halves using the plug and socket and tuck inside of

4.




Push blanking cover into the extrusion to complete the fitting.

5.



Fix the suspension points to the ceiling at the specified centres.

6.



Pass suspension wire through the clutch on the back of the fittings and adjust to the required height. Connect the flying lead to the power supply.