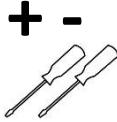


CAPO / CAPO XL Installation

230-240V / 50-60Hz

IP20

IK00



WARNING - THIS LUMINAIRE MUST BE EARTHED

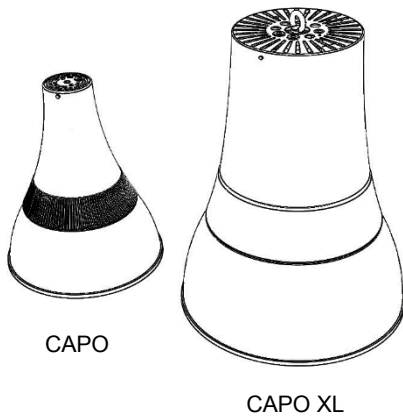
This luminaire has been tested and is manufactured to comply with BS EN 60598 : specification for general requirements and tests. It should be installed by a suitably qualified person in accordance with IEE.

CAUTION: there is a potential risk of electric shock from the LED boards when the product is operational with the cover removed.

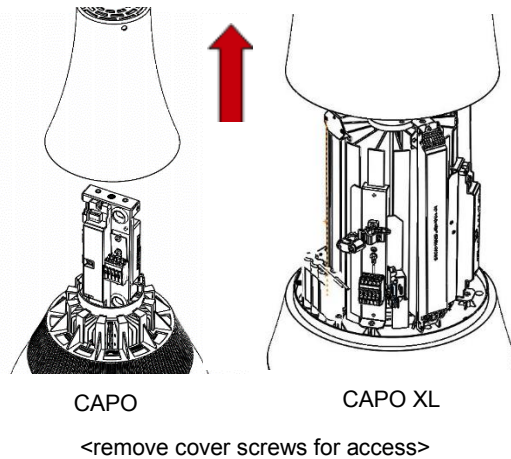
NOTE: INSTALLATION AND OPERATION OF THE LUMINAIRE BEYOND ITS SCOPE OF SUPPLY WILL INVALIDATE THE WARRANTY.

DIL-0127-0001

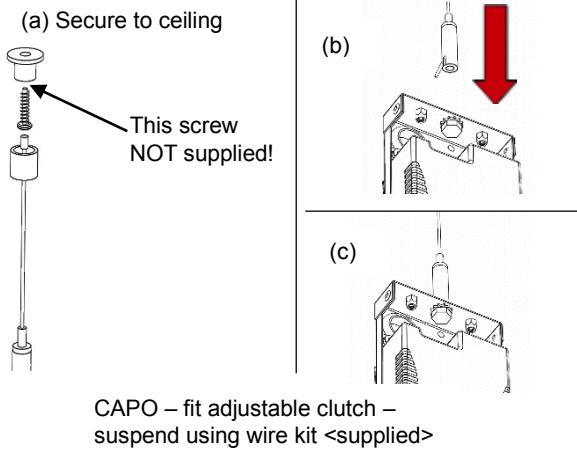
1.



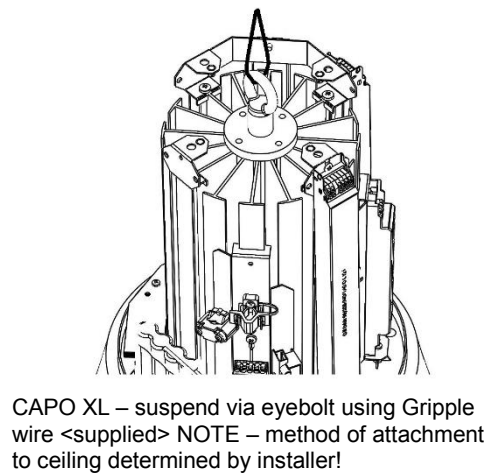
2.



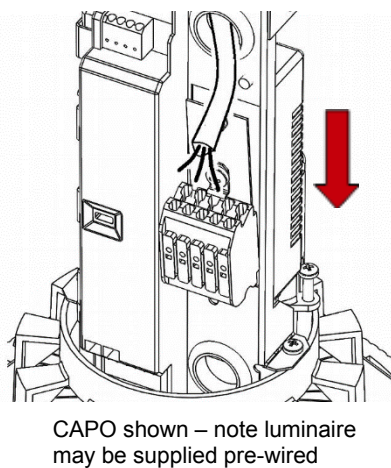
3.



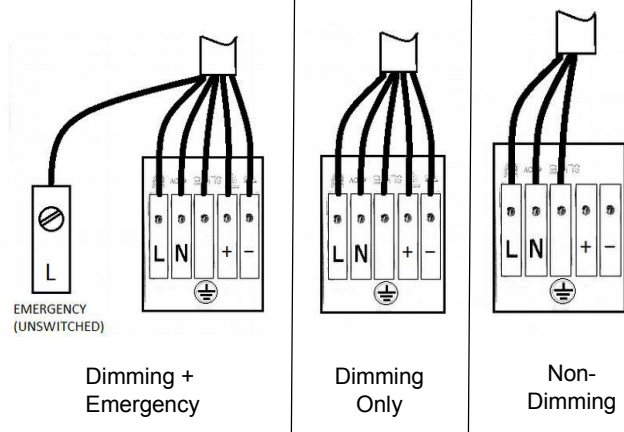
4.

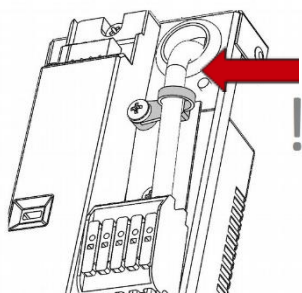
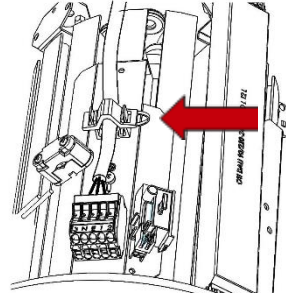
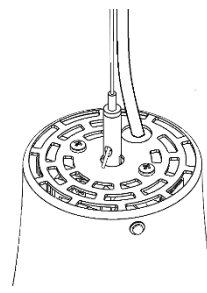
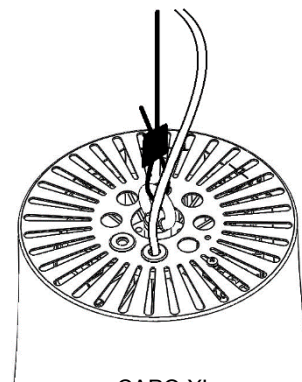
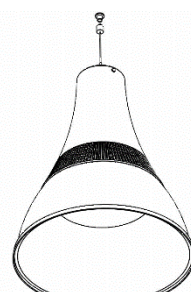
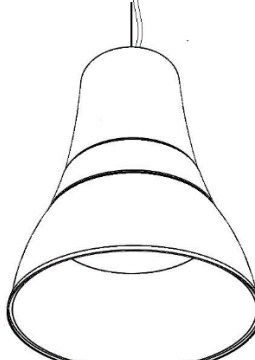


5.



6.



<p>7.</p>  <p>Cable must be clamped! - CAPO</p>	<p>8.</p>  <p>Cable must be clamped! – CAPO XL</p>
<p>9.</p>  <p>CAPO</p>	<p>10.</p>  <p>CAPO XL</p>
<p>11.</p> 	<p>12.</p> 
<p>13.</p> <p>NOTE: For emergency variants it is necessary to isolate both switched and permanent live supplies to view the emergency source and verify operation</p>	<p>14.</p>