



PRODUCT SPECIFICATION

RUNWAY CONTINUOUS RECESSED



INTRODUCTION

Where lighting must fulfil both architectural and practical purposes the Runway Continuous Recessed provides a seamless appearance that can be infinitely reconfigured to dramatic effect. With an extruded slim line aluminium housing available in grey, black or white options the Runway can be combined in a range of lumen outputs, lengths and with corners ensuring that you can create a layout that enhances any space creating an attractive environment for workers or to entice customers.

This flexibility is further enhanced with optional integral emergency, white tunable, dimming, integral sensors and two optic styles, a minimalist opal finish or microprism for glare compliance for use in office and school areas. The Runway also incorporates the latest mid power LEDs ensuring optimal energy efficiency with minimal need for maintenance over the course of its lifetime.

The Runway is also available in a wide range of variants including standalone, surface, and pendant cross or square shapes. We offer a range of wireless control systems providing localised grouping and control as well as comprehensive wireless solutions allowing both standard and emergency luminaires to be centrally monitored.

UK CA	CE	IP20	TM21: L90>60K Hours / L80>90K Hours	3 STEP MACADAM ELLIPSE
----------	----	------	-------------------------------------	------------------------

APPLICATION

- Education
- Office

- Retail

SPECIFICATION

CONSTRUCTION

- Housing: Extruded aluminium
- Finish: Polyester powder painted BS 00E55 matt white 60% gloss
- Finish: Polyester powder painted RAL 9006 matt grey
- Finish: Polyester powder painted RAL 9005 matt black
- Endcaps: High pressure die cast aluminium
- Diffuser: 2mm extruded high transmission opal polycarbonate
- Diffuser: Combined 2mm extruded clear polycarbonate and 2mm microprism anti glare PMMA
- IP20
- Supplied with 6 pole 1.5mm loom.
- Trunking supplied in 1500mm, 2000mm, or 3000mm lengths.
- Gear Trays available in 1000mm, 1500mm or 2000mm lengths.

PERFORMANCE

- Part L2 compliant
- BSEN 12464-1:2011 3000 Candela 65° and UGR 19 compliance
- 3SCDM Three step Macadams ellipse
- TM21: L90>60K Hours / L80>90K Hours
- Up to 118 luminaire lumens per circuit Watt.

ENVIRONMENTAL

- Designed to allow simple replacement of components with commonly available tools in compliance with the Eco Design Directive, please see the installation leaflet for maintenance instructions.
- All critical components are mounted on a single tray for simple end of life repair or upgrade.
- Powered by European branded drivers and emergency modules ensuring replacement parts are easily sourced.
- Every luminaire is labelled with a unique ID number allowing easy identification of spare parts for the lifetime of the product.
- Contains no single use plastics or polystyrene packaging.
- Supplied in plain card boxes with paper tape ensuring packaging is easily recycled.
- Designed to allow simple disassembly for end of life recycling.
- UK based manufacturing providing local support throughout the product lifetime and minimising transportation miles.

EMERGENCY

- Available with optional standard, self test and autotest integral emergency with lithium batteries for extended warranty and lifetime.
- Optional Reacta-Link wireless emergency for automated centralised reporting.
- Optional Reacta-Control wireless emergency for automated centralised reporting.

CONTROL

- Optional compatibility with a range of dimming systems including DALI, DSI and Switch Dimming
- Optional White tunable
- Optional Integral Reacta-Air wireless presence and daylight regulations sensor
- Optional integral Reacta-Link for integration with Reacta-Link wireless installations
- Optional integral Reacta-Control for integration with Reacta-Control wireless installations

INSTALLATION

- Suitable for plasterboard installation
- Through Wire variants are supplied with 6 pole 1.5mm loom

VARIATIONS

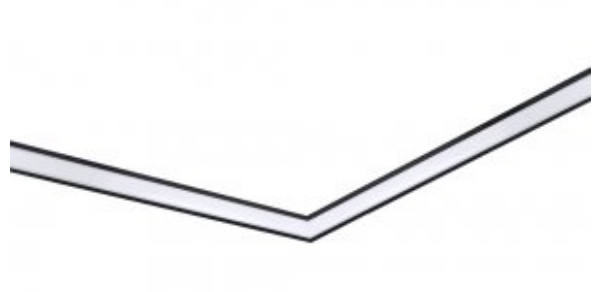
- Available with a wide range of colour temperatures and renderings
- Available in a range of housing sizes and lumen outputs
- Available in white, black or grey finishes

IMAGES

PRODUCT IMAGES



Runway Recessed Grey



Runway Recessed Black



Runway Recessed White



Runway Recessed Reacta-Air

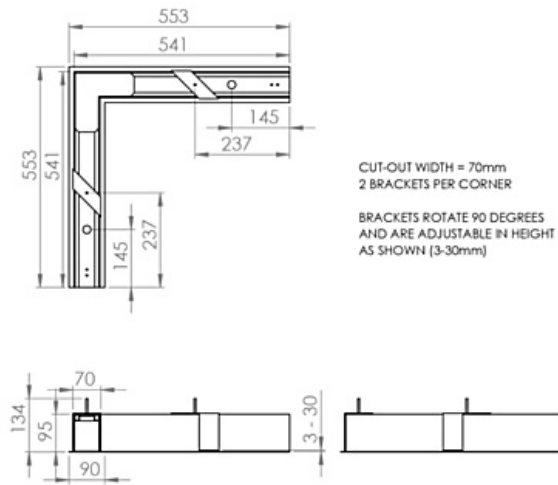
PROJECT IMAGES



TECHNICAL

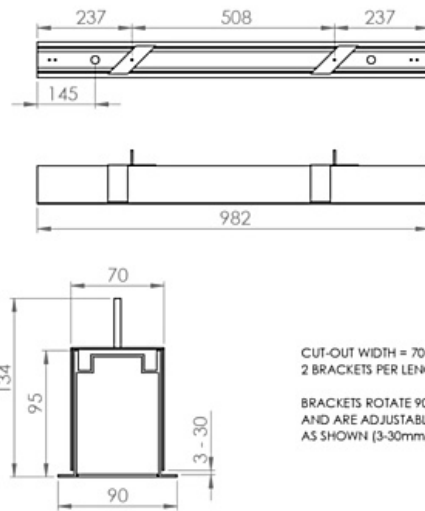
RUNWAY DESIGN CONSIDERATIONS

- L14, L22 and L29 variants comply with BSEN 12464 3000 candela limit when used with MP diffuser.
- Bi-Directional is only available in 1500mm variants and should only be used when suspended.
- Autotest LA3 emergency and DALI Dimming will use common DALI BUS Cable. LA3 emergency can not be combined with other dimming types.
- White tunable variants come in non standard lumen outputs, please enquire for more details.
- Where luminaire lumen and lumen per watt figures are published these relate to the opal diffuser variants.
- Two suspension kits are required per luminaire.
- All Bi-Directional versions provide 75% down light and 25% up light.
- Emergency is not available in 1000mm variants.
- Runway 2000mm Bi-Directional variants incorporate wider spaces between up-light optics than 1500mm variants so care should be taken when they are mixed in the same area to ensure up-light distribution is even.



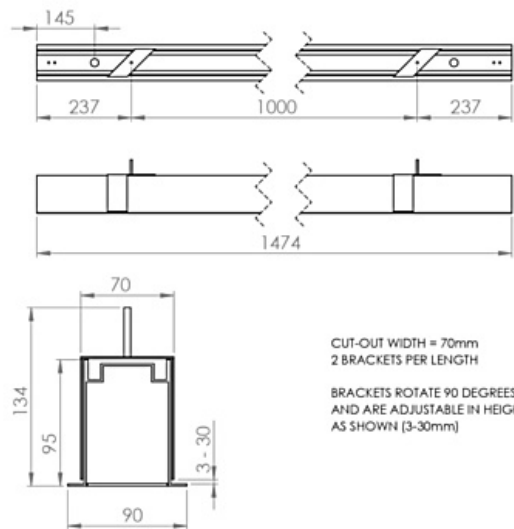
CUT-OUT WIDTH = 70mm
2 BRACKETS PER CORNER
BRACKETS ROTATE 90 DEGREES
AND ARE ADJUSTABLE IN HEIGHT
AS SHOWN (3-30mm)

Runway Recessed Corner



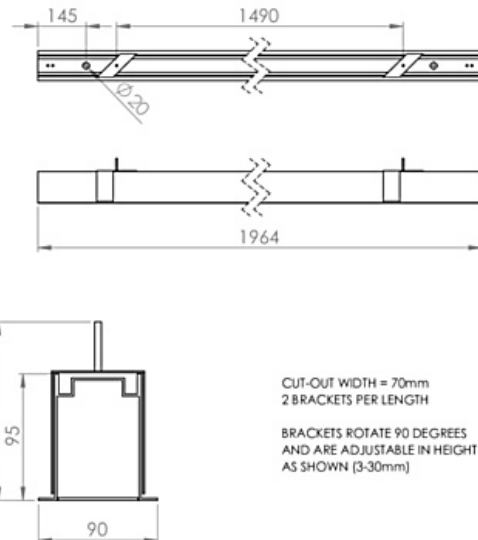
CUT-OUT WIDTH = 70mm
2 BRACKETS PER LENGTH
BRACKETS ROTATE 90 DEGREES
AND ARE ADJUSTABLE IN HEIGHT
AS SHOWN (3-30mm)

Runway Recessed Trunking 1000mm



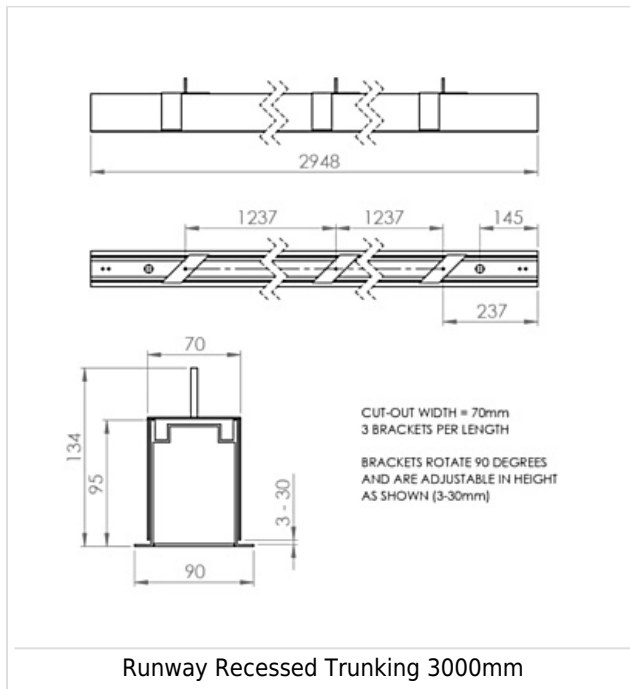
CUT-OUT WIDTH = 70mm
2 BRACKETS PER LENGTH
BRACKETS ROTATE 90 DEGREES
AND ARE ADJUSTABLE IN HEIGHT
AS SHOWN (3-30mm)

Runway Recessed Trunking 1500mm



CUT-OUT WIDTH = 70mm
2 BRACKETS PER LENGTH
BRACKETS ROTATE 90 DEGREES
AND ARE ADJUSTABLE IN HEIGHT
AS SHOWN (3-30mm)

Runway Recessed Trunking 2000mm



WARRANTY

At Dextra our commitment to service has been at the forefront throughout our history spanning more than forty years in the UK lighting market. Our service ethos extends beyond design and delivery, we believe supporting your installation throughout the warranty period is equally crucial, whilst the strength and longevity of Dextra Group provides peace of mind that our warranty will be supported throughout.

The Dextra range is supplied with a five year warranty commencing from the date of delivery. During the first three years defects will be repaired on site and the warranty will include both parts and labour. For the final two years drivers, emergency modules, wireless modules, sensors and LED circuits will be supplied free of charge to replace defective components, labour and other associated costs are not included.

Certain ranges and components are subject to exemptions:

- Lithium batteries are provided with a three year warranty for parts and labour. Nickel Metal Hydride and Nickel Cadmium batteries are provided with a one year warranty for parts and labour.
- Emergency luminaires including AME LED, EXI LED, EXI2 LED, EXI Track, HBE LED, HBE2 LED, OAT2 LED, OEZ LED and Twinspot with Nickel Metal Hydride batteries are supplied with a one year warranty for parts and labour. Lithium variants of these ranges are supplied with a three year warranty for parts and labour with the exception of the AME2, EXI3, HBE3 and TWS IP65 L7 ranges which are supplied with a one year parts and labour warranty. TWS IP65 L7 in autotest and wireless variants are supplied with the standard three year lithium battery warranty.
- Protec Micro, PTECF7 Fire Rated Downlights, Serenus and the Opus Sconce are provided with a five year replacement luminaire only warranty. Protec FR Fire Rated Downlights are provided with a 2 year replacement luminaire only warranty.
- Controls systems such as standalone sensors, switches, marshalling boxes and cabling are provided with a one year warranty for both parts and labour. DALI control systems are provided with a two year warranty for both parts and labour.

- LEDextra ranges are supplied with a three year parts or replacement luminaire only warranty with the exception of the IMPR RGBW, the Runway RGBW and the MOD RGBW. These three ranges are supplied with our standard five year warranty during which defects within the first three years will be repaired on site and the warranty includes both parts and labour. For the final two years free of charge replacement components only will be supplied to rectify any failures but labour and other associated costs are not included.
- LEDEX ranges are supplied with a three year replacement luminaire only warranty.

All warranties are subject to correct use of the product and will be invalidated by misuse, for example incorrect installation, unsuitable environmental conditions or incorrect maintenance. It is the duty of the customer to ensure that all the fault lies with the luminaire prior to requesting replacement parts or site repairs. In the event that no defect is found with the product our costs for attending site will be recharged to the customer and credit will not be issued against returned products. No consequential losses incurred resulting from any defect with our product will be reimbursed.

Given the nature of LED technology a small percentage of LEDs may fail during the lifetime of a luminaire, this does not cause a reduction in lumen output. As such LED luminaires are only deemed to be faulty for warranty purposes when in excess of ten percent of LEDs have failed in a single luminaire

On site repair of products under warranty will be undertaken during normal working hours, 9am to 5pm Monday to Friday, and will require unrestricted access to luminaires. Where required Dextra will provide access equipment to carry out repairs at height, should luminaires have been installed in locations where reasonable provision for maintenance access has not been made we reserve the right to supply replacement product only.

If you require any assistance with regards to our products please contact our Customer Services department on 01747 858100.

[DOWNLOAD WARRANTY PDF](#)

ORDER CODES

LUMINAIRE

RECESSED CONTINUOUS RUN TRUNKING

Code	Description
RWYR 1000 ST	Runway Trunking, 1000mm, Recessed, Start
RWYR 1000 TW	Runway Trunking, 1000mm, Recessed, Through Wire and End of Run
RWYR 1500 ST	Runway Trunking, 1500mm, Recessed, Start
RWYR 1500 TW	Runway Trunking, 1500mm, Recessed, Through Wire and End of Run
RWYR 2000 ST	Runway Trunking, 2000mm, Recessed, Start
RWYR 2000 TW	Runway Trunking, 2000mm, Recessed, Through Wire and End of Run
RWYR 3000 ST	Runway Trunking, 3000mm, Recessed, Start
RWYR 3000 TW	Runway Trunking, 3000mm, Recessed, Through Wire and End of Run

CONTINUOUS RUN GEAR TRAY

Low Output

Code	Description	Power	Llm/W
RWY 1000 L14 TW	Runway Tray, 1000mm, 931llm, Through Wire, Colour 84	9.6W	97
RWY 1000 L14 ER	Runway Tray, 1000mm, 931llm, End of Run, Colour 84	9.6W	97
RWY 1500 L22 TW	Runway Tray, 1500mm, 1,519llm, Through Wire, Colour 84	13.9W	109
RWY 1500 L22 ER	Runway Tray, 1500mm, 1,519llm, End of Run, Colour 84	13.9W	109
RWY 2000 L29 TW	Runway Tray, 2000mm, 2,146llm, Through Wire, Colour 84	17.2W	124
RWY 2000 L29 ER	Runway Tray, 2000mm, 2,146llm, End of Run, Colour 84	17.2W	124
RWYR COR L14 TW OP	Runway Corner 90°, 931llm, Opal, Through Wire, Colour 84	9.6W	97
RWYR COR L14 ER OP	Runway Corner 90°, 931llm, Opal, End of Run, Colour 84	9.6W	97
RWYR COR L14 TW MP	Runway Corner 90°, 868llm, Microprism, Through Wire, Colour 84	9.6W	90
RWYR COR L14 ER MP	Runway Corner 90°, 868llm, Microprism, End of Run, Colour 84	9.6W	90

Medium Output

Code	Description	Power	Llm/W
RWY 1000 L20 TW	Runway Tray, 1000mm, 1,330llm, Through Wire, Colour 84	13.2W	101
RWY 1000 L20 ER	Runway Tray, 1000mm, 1,330llm, End of Run, Colour 84	13.2W	101
RWY 1500 L30 TW	Runway Tray, 1500mm, 1,999llm, Through Wire, Colour 84	19.9W	100
RWY 1500 L30 ER	Runway Tray, 1500mm, 1,999llm, End of Run, Colour 84	19.9W	100
RWY 2000 L40 TW	Runway Tray, 2000mm, 2,960llm, Through Wire, Colour 84	23.2W	127
RWY 2000 L40 ER	Runway Tray, 2000mm, 2,960llm, End of Run, Colour 84	23.2W	127
RWYR COR L20 TW OP	Runway Corner 90°, 1,330llm, Opal, Through Wire, Colour 84	13.2W	101
RWYR COR L20 ER OP	Runway Corner 90°, 1,330llm, Opal, End of Run, Colour 84	13.2W	101
RWYR COR L20 TW MP	Runway Corner 90°, 1,235llm, Microprism, Through Wire, Colour 84	13.2W	93
RWYR COR L20 ER MP	Runway Corner 90°, 1,235llm, Microprism, End of Run, Colour 84	13.2W	93

High Output

Code	Description	Power	Llm/W
RWY 1000 L30 TW	Runway Tray, 1000mm, 1,999llm, Through Wire, Colour 84	19.9W	100
RWY 1000 L30 ER	Runway Tray, 1000mm, 1,999llm, End of Run, Colour 84	19.9W	100
RWY 1500 L45 TW	Runway Tray, 1500mm, 3,331llm, Through Wire, Colour 84	28.3W	117
RWY 1500 L45 ER	Runway Tray, 1500mm, 3,331llm, End of Run, Colour 84	28.3W	117
RWY 2000 L60 TW	Runway Tray, 2000mm, 4,440llm, Through Wire, Colour 84	33.4W	133
RWY 2000 L60 ER	Runway Tray, 2000mm, 4,440llm, End of Run, Colour 84	33.4W	133
RWYR COR L30 TW OP	Runway Corner 90°, 1,999llm, Opal, Through Wire, Colour 84	19.9W	100
RWYR COR L30 ER OP	Runway Corner 90°, 1,999llm, Opal, End of Run, Colour 84	19.9W	100
RWYR COR L30 TW MP	Runway Corner 90°, 1,857llm, Microprism, Through Wire, Colour 84	19.9W	93
RWYR COR L30 ER MP	Runway Corner 90°, 1,857llm, Microprism, End of Run, Colour 84	19.9W	93

Very High Output

Code	Description	Power	Llm/W
RWY 1500 L96 TW	Runway Tray, 1500mm, 7,104llm, Through Wire, Colour 84	54.4W	131
RWY 1500 L96 ER	Runway Tray, 1500mm, 7,104llm, End of Run, Colour 84	54.4W	131

Please refer to the Runway Design Consideration notes in the Technical section prior to placing your order

OPTIC

Code	Description
RWY 1000 OP	Runway 1000mm Diffuser, Opal

RWY 1000 MP	Runway 1000mm Diffuser, Microprism
RWY 1000 R44 OP	Runway 1000mm Diffuser, R44 Sensor, Opal
RWY 1000 R44 MP	Runway 1000mm Diffuser, R44 Sensor, Microprism
RWY 1000 RAS OP	Runway 1000mm Diffuser, Reacta-Air Bluetooth, Opal
RWY 1000 RAS MP	Runway 1000mm Diffuser, Reacta-Air Bluetooth, Microprism
RWY 1000 RCS OP	Runway 1000mm Diffuser, RCS Sensor, Opal
RWY 1000 RCS MP	Runway 1000mm Diffuser, RCS Sensor, Microprism
RWY 1000 RCS OP	Runway 1000mm Diffuser, RCS Sensor, Opal
RWY 1000 RLS MP	Runway 1000mm Diffuser, RLS Sensor, Microprism
RWY 1000 RLS OP	Runway 1000mm Diffuser, RLS Sensor, Opal
RWYR 1000 INFILL TW	Runway Recessed 1000mm Infill, Through Wire
RWY 1500 OP	Runway 1500mm Diffuser, Opal
RWY 1500 MP	Runway 1500mm Diffuser, Microprism
RWY 1500 R44 OP	Runway 1500mm Diffuser, R44 Sensor, Opal
RWY 1500 R44 MP	Runway 1500mm Diffuser, R44 Sensor, Microprism
RWY 1500 RAS OP	Runway 1500mm Diffuser, Reacta-Air Bluetooth, Opal
RWY 1500 RAS MP	Runway 1500mm Diffuser, Reacta-Air Bluetooth, Microprism
RWY 1500 RCS OP	Runway 1500mm Diffuser, RCS Sensor, Opal
RWY 1500 RCS MP	Runway 1500mm Diffuser, RCS Sensor, Microprism
RWY 1500 RLS OP	Runway 1500mm Diffuser, RLS Sensor, Opal
RWY 1500 RLS MP	Runway 1500mm Diffuser, RLS Sensor, Microprism
RWYR 1500 INFILL TW	Runway Recessed 1500mm Infill, Through Wire
RWY 2000 OP	Runway 2000mm Diffuser, Opal
RWY 2000 MP	Runway 2000mm Diffuser, Microprism
RWY 2000 R44 OP	Runway 2000mm Diffuser, R44 Sensor, Opal
RWY 2000 R44 MP	Runway 2000mm Diffuser, R44 Sensor, Microprism
RWY 2000 RAS OP	Runway 2000mm Diffuser, Reacta-Air Bluetooth, Opal
RWY 2000 RAS MP	Runway 2000mm Diffuser, Reacta-Air Bluetooth, Microprism
RWY 2000 RCS OP	Runway 2000mm Diffuser, RCS Sensor, Opal
RWY 2000 RCS MP	Runway 2000mm Diffuser, RCS Sensor, Microprism
RWY 2000 RLS OP	Runway 2000mm Diffuser, RLS Sensor, Opal
RWY 2000 RLS MP	Runway 2000mm Diffuser, RLS Sensor, Microprism
RWYR 2000 INFILL TW	Runway Recessed 2000mm Infill, Through Wire

Please refer to the Runway Design Consideration notes in the Technical section prior to placing your order.

DIMMING

Code	Description
A	DALI Digital Addressable Lighting Interface
S	Switch Dimming
D	DSI Digital Dimming
H	HFR Analogue 1-10v
C	Bi-Level Dimming For Standalone Switched Sensor
WT	White Tunable (Lumen Outputs Vary from Standard)

Please click [here](#) for full details on our white tunable offer.

Analogue dimming only available in L18 variants

Please refer to the Runway Design Consideration notes in the Technical section prior to placing your order.

CONTROL

Code	Description
R44	Reacta 44, Presence & Daylight, 2.5-7M
RAS	Reacta-Air Bluetooth, Wireless, Presence & Daylight, 2.5-3M
RLI	Reacta-Link, Wireless Enabled Luminaire
RLS	Reacta-Link Wireless, Presence, 2.5-4M
RC	Reacta-Control, Wireless Enabled Luminaire

RCS Reacta-Control Wireless, Presence, Daylight, 2.5-4M

Please refer to the Runway Design Consideration notes in the Technical section prior to placing your order.

EMERGENCY

Code	Description
LE3	Lithium Standard Emergency 3 Hour
LS3	Lithium Selftest Emergency 3 Hour
LA3	Lithium Autotest Emergency 3 Hour
LSTR	Lithium Reacta-Link Emergency 3 Hour
LA3RC	Lithium Reacta-Control Emergency 3 Hour

Please refer to the Runway Design Consideration notes in the Technical section prior to placing your order.

MISCELLANEOUS

Code	Description
C**	Select Colour Temperature and Rendering; C83, C84, C85, C865, C93, C94
RWY INSTALL KIT	Runway Installation Kit
RWYR EC 95 GREY	Runway End Cap (Pair)
RWY EC 95	Runway End Cap (Pair)
LSF	Low Smoke Zero Halogen

Please refer to the Runway Design Consideration notes in the Technical section prior to placing your order.