

PRODUCT SPECIFICATION

RUBIX FLUSH



INTRODUCTION

To complement the Rubix Recessed we are pleased to announce the launch of the Rubix Flush, utilising the same Rubix optic design but without the surrounding halo offering a minimalist appearance that sits flush with the ceiling. The nine individual cells offer precise optical control allowing for spacing's up to three by three meters whilst still maintaining 400 lux on the working plane at typical ceiling heights and also providing compliance with UGR 19 and the 3000 candela BSEN 12464 requirement.

The metal surround provided with the Rubix range can be easily modified to suit a wide range of ceiling variants such as exposed T, concealed grid or unusual sizes such as 300mm x 300mm, 500mm x 500mm or 750mm x 750mm, this is combined with a wide range of lumen outputs and dimming and lithium emergency variants ensuring that the Rubix can be customised to your specific requirements. We offer a range of wireless control systems providing localised grouping and control as well as comprehensive wireless solutions allowing both standard and emergency luminaires to be centrally monitored.

| | | | | |
|----------|----|------|-------------------------------------|------------------------|
| UK CA | CE | IP20 | TM21: L90>60K Hours / L80>90K Hours | 3 STEP MACADAM ELLIPSE |
|----------|----|------|-------------------------------------|------------------------|

APPLICATION

- Commercial / Offices
- Education

SPECIFICATION

CONSTRUCTION

- Housing: 0.7mm CR4 steel
- Finish: Polyester powder painted BS 00E55 matt white 60% gloss
- Finish: Polyester powder painted RAL 9006 matt grey
- Finish: Polyester powder painted RAL 9005 matt black
- Diffuser: Injection moulded high transmission opal polycarbonate cell with miro silver aluminium inserts and injection moulded clip on bezel
- IP20

PERFORMANCE

- Part L2 compliant
- BSEN 12464-1:2011 3000 Candela 65° and UGR 19 compliance
- 3SCDM Three step Macadams ellipse
- TM21: L90>60K Hours / L80>90K Hours
- Up to 136 luminaire lumens per circuit Watt.

ENVIRONMENTAL

- Designed to allow simple replacement of components with commonly available tools in compliance with the Eco Design Directive, please see the installation leaflet for maintenance instructions.
- Powered by European branded drivers and emergency modules ensuring replacement parts are easily sourced.
- Every luminaire is labelled with a unique ID number allowing easy identification of spare parts for the lifetime of the product.
- Contains no single use plastics or polystyrene packaging.
- Supplied in plain card boxes with paper tape ensuring packaging is easily recycled.
- Designed to allow simple disassembly for end of life recycling.
- UK based manufacturing providing local support throughout the product lifetime and minimising transportation miles.

EMERGENCY

- Available with optional standard, self test and autotest integral emergency with lithium batteries for extended warranty and lifetime.
- Optional Reacta-Link wireless emergency for automated centralised reporting.
- Optional Reacta-Control wireless emergency for automated centralised reporting.

CONTROL

- Optional compatibility with a range of dimming systems including DALI, DSI and Switch Dimming
- Optional Integral R44 presence and daylight sensor
- Optional Integral Reacta-Air wireless presence and daylight regulations sensor
- Optional integral Reacta-Link for integration with Reacta-Link wireless installations
- Optional integral Reacta-Control for integration with Reacta-Control wireless installations

INSTALLATION

- Suitable for lay-in installation in exposed T ceilings
- Suitable for pull-up installation in concealed grid ceilings
- Suitable for plasterboard installation when purchased with the appropriate plasterboard kit
- Suitable for conduit installation
- Alugrid 08 and 16 compatible options available. Please see miscellaneous ordering codes.

VARIATIONS

- Available with a wide range of colour temperatures and renderings
- Available in a range of housing sizes and lumen outputs
- Available in white, black or grey finishes
- Available with a range of cell colours
- Available in 500x500, 750x750 and air handling variants.

IMAGES

PRODUCT IMAGES



Rubix Flush Opal Cells



Rubix Flush Black Cells



Rubix Flush Blue Cells



Rubix Flush Red Cells



Rubix Flush Orange Cells



Rubix Flush 1200x600 Opal Cells




Rubix Flush 1200x600 Black Cells

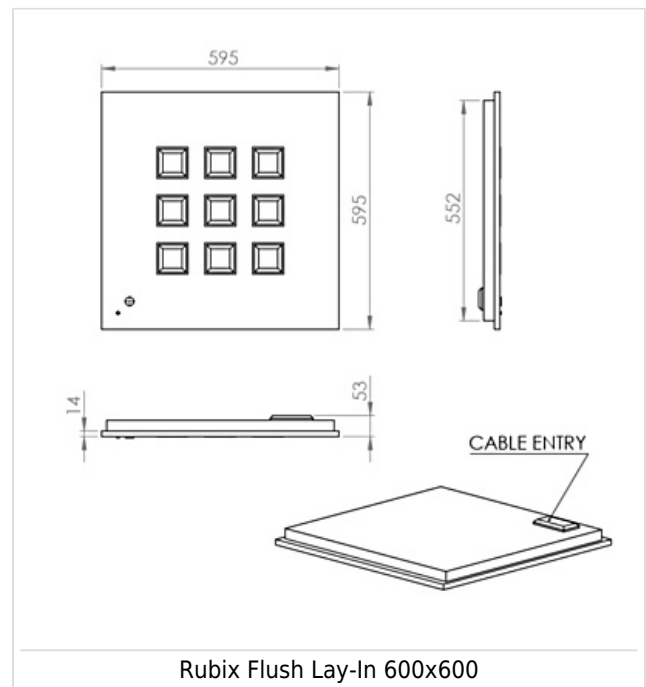
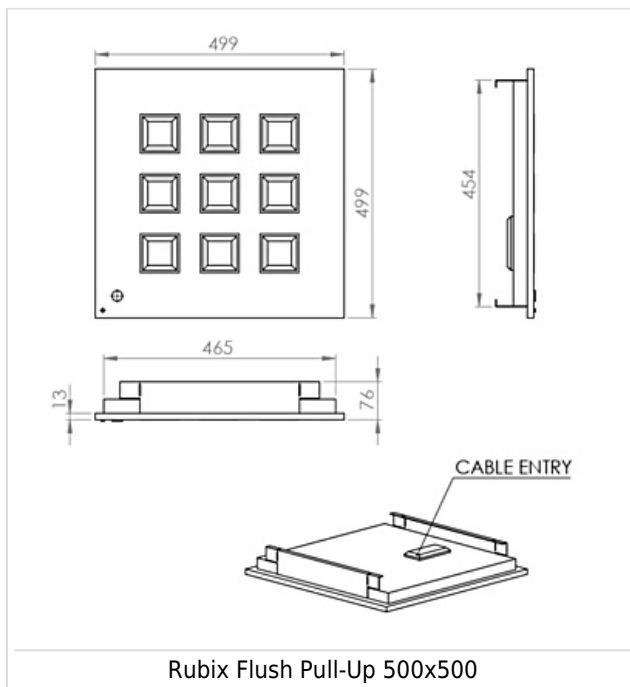
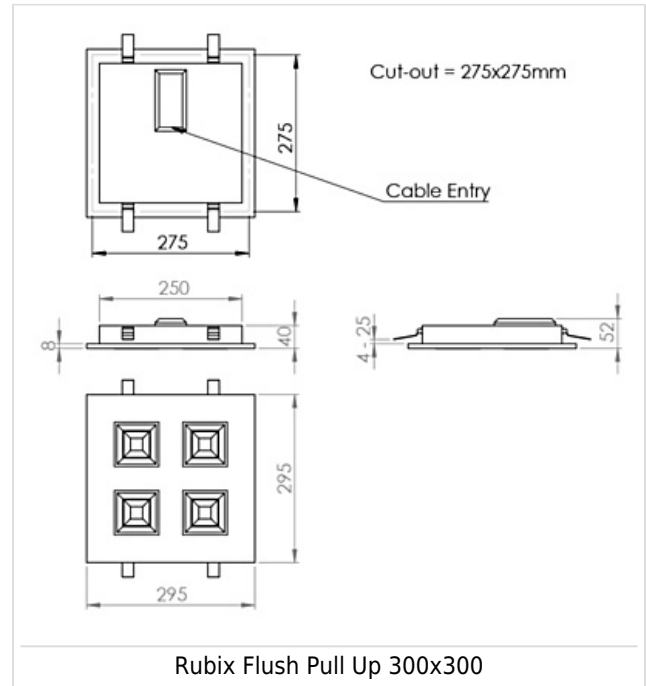
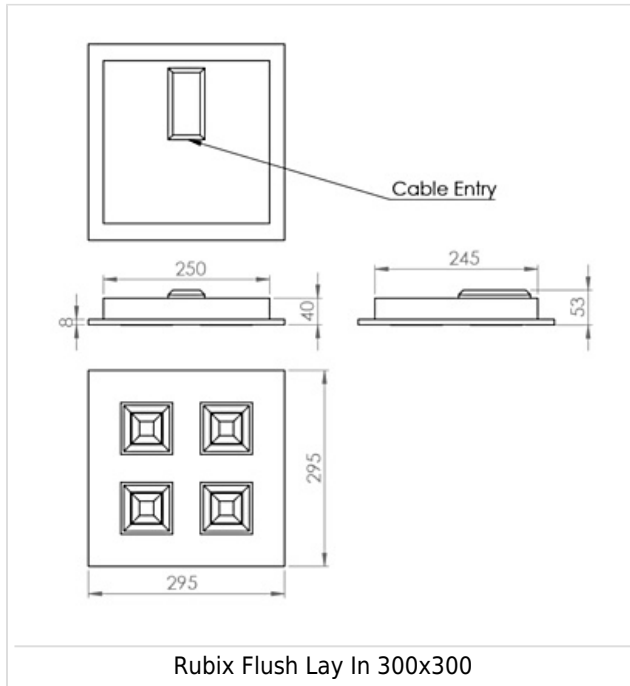


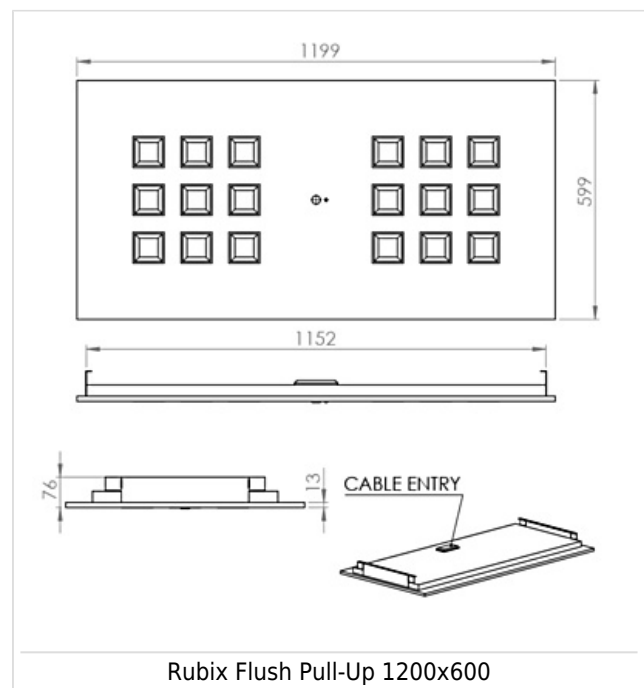
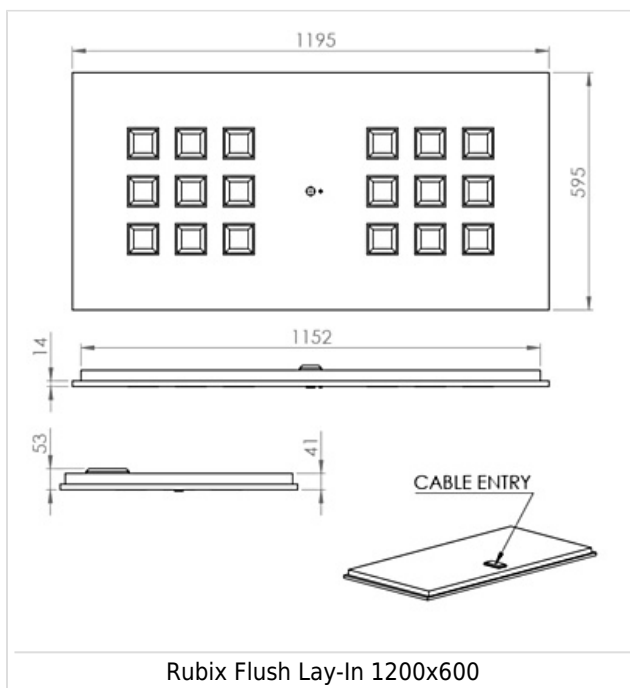
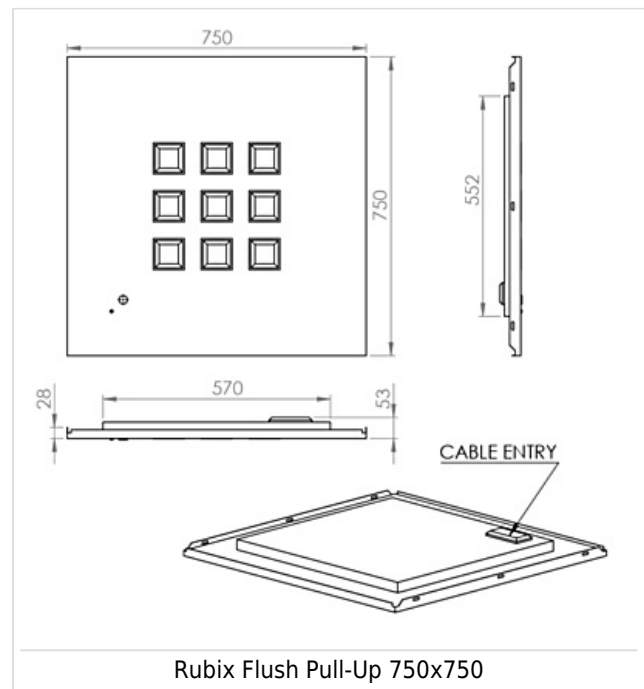
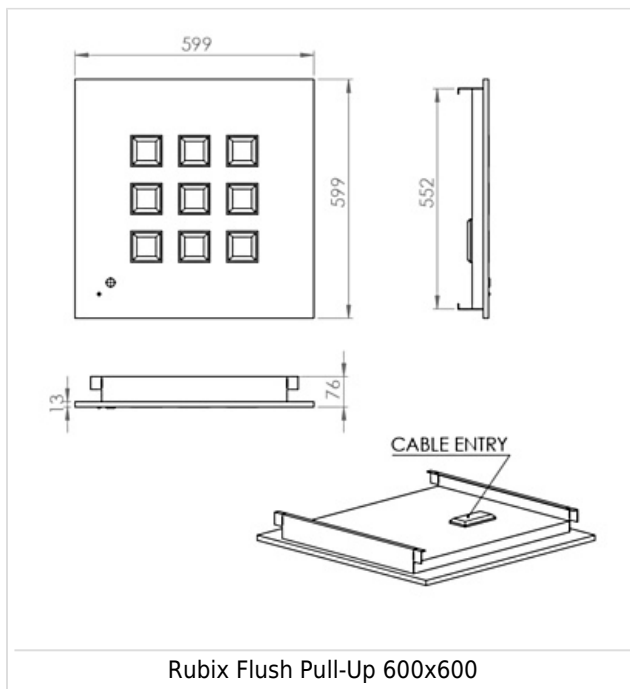
Rubix Flush 1200x600 Orange Cells

PROJECT IMAGES



TECHNICAL





WARRANTY

At Dextra our commitment to service has been at the forefront throughout our history spanning more than forty years in the UK lighting market. Our service ethos extends beyond design and delivery, we believe supporting your installation throughout the warranty period is equally crucial, whilst the strength and longevity of Dextra Group provides peace of mind that our warranty will be supported throughout.

The Dextra range is supplied with a five year warranty commencing from the date of delivery. During the first three years

defects will be repaired on site and the warranty will include both parts and labour. For the final two years drivers, emergency modules, wireless modules, sensors and LED circuits will be supplied free of charge to replace defective components, labour and other associated costs are not included.

Certain ranges and components are subject to exemptions:

- Lithium batteries are provided with a three year warranty for parts and labour. Nickel Metal Hydride and Nickel Cadmium batteries are provided with a one year warranty for parts and labour.
- Emergency luminaires including AME LED, EXI LED, EXI2 LED, EXI Track, HBE LED, HBE2 LED, OAT2 LED, OEZ LED and Twinspot with Nickel Metal Hydride batteries are supplied with a one year warranty for parts and labour. Lithium variants of these ranges are supplied with a three year warranty for parts and labour with the exception of the AME2, EXI3, HBE3 and TWS IP65 L7 ranges which are supplied with a one year parts and labour warranty. TWS IP65 L7 in autotest and wireless variants are supplied with the standard three year lithium battery warranty.
- Protec Micro, PTECF7 Fire Rated Downlights, Serenus and the Opus Sconce are provided with a five year replacement luminaire only warranty. Protec FR Fire Rated Downlights are provided with a 2 year replacement luminaire only warranty.
- Controls systems such as standalone sensors, switches, marshalling boxes and cabling are provided with a one year warranty for both parts and labour. DALI control systems are provided with a two year warranty for both parts and labour.
- LEDextra ranges are supplied with a three year parts or replacement luminaire only warranty with the exception of the IMPR RGBW, the Runway RGBW and the MOD RGBW. These three ranges are supplied with our standard five year warranty during which defects within the first three years will be repaired on site and the warranty includes both parts and labour. For the final two years free of charge replacement components only will be supplied to rectify any failures but labour and other associated costs are not included.
- LEDEX ranges are supplied with a three year replacement luminaire only warranty.

All warranties are subject to correct use of the product and will be invalidated by misuse, for example incorrect installation, unsuitable environmental conditions or incorrect maintenance. It is the duty of the customer to ensure that all the fault lies with the luminaire prior to requesting replacement parts or site repairs. In the event that no defect is found with the product our costs for attending site will be recharged to the customer and credit will not be issued against returned products. No consequential losses incurred resulting from any defect with our product will be reimbursed.

Given the nature of LED technology a small percentage of LEDs may fail during the lifetime of a luminaire, this does not cause a reduction in lumen output. As such LED luminaires are only deemed to be faulty for warranty purposes when in excess of ten percent of LEDs have failed in a single luminaire

On site repair of products under warranty will be undertaken during normal working hours, 9am to 5pm Monday to Friday, and will require unrestricted access to luminaires. Where required Dextra will provide access equipment to carry out repairs at height, should luminaires have been installed in locations where reasonable provision for maintenance access has not been made we reserve the right to supply replacement product only.

If you require any assistance with regards to our products please contact our Customer Services department on 01747 858100.

[DOWNLOAD WARRANTY PDF](#)

ORDER CODES

LUMINAIRE

Pull-up

| Code | Description | Power | Llm/W |
|----------------|---|-------|-------|
| RBXPFL55 L32 | Rubix Flush Pull-Up, 500x500, 2,546llm, Opal Cell, Colour 84 | 18.0W | 141 |
| RBXPFL55 L40 | Rubix Flush Pull-Up, 500x500, 3,291llm, Opal Cell, Colour 84 | 23.0W | 143 |
| RBXPFL55 L45 | Rubix Flush Pull-Up, 500x500, 3,580llm, Opal Cell, Colour 84 | 25.6W | 140 |
| RBXPFL L32 | Rubix Flush Pull-Up, 600x600, 2,546llm, Opal Cell, Colour 84 | 18.0W | 141 |
| RBXPFL L40 | Rubix Flush Pull-Up, 600x600, 3,291llm, Opal Cell, Colour 84 | 23.0W | 143 |
| RBXPFL L45 | Rubix Flush Pull-Up, 600x600, 3,580llm, Opal Cell, Colour 84 | 25.6W | 140 |
| RBXPFL75 L32 | Rubix Flush Pull-Up, 750x750, 2,546llm, Opal Cell, Colour 84 | 18.0W | 141 |
| RBXPFL75 L40 | Rubix Flush Pull-Up, 750x750, 3,291llm, Opal Cell, Colour 84 | 23.0W | 143 |
| RBXPFL75 L45 | Rubix Flush Pull-Up, 750x750, 3,580llm, Opal Cell, Colour 84 | 25.6W | 140 |
| RBXPFL 126 L64 | Rubix Flush Pull-Up, 1200x600, 5,330llm, Opal Cell, Colour 84 | 33.0W | 162 |
| RBXPFL 126 L80 | Rubix Flush Pull-Up, 1200x600, 6,660llm, Opal Cell, Colour 84 | 41.4W | 161 |
| RBXPFL 126 L90 | Rubix Flush Pull-Up, 1200x600, 7,495llm, Opal Cell, Colour 84 | 46.3W | 162 |

For plasterboard ceilings please specify lay-in luminaire and appropriate plasterboard kit.

Lay-in

| Code | Description | Power | Llm/W |
|----------------|--|-------|-------|
| RBXRFL L32 | Rubix Flush Lay-In, 600x600, 2,546llm, Opal Cell, Colour 84 | 18.0W | 141 |
| RBXRFL L40 | Rubix Flush Lay-In, 600x600, 3,291llm, Opal Cell, Colour 84 | 23.0W | 143 |
| RBXRFL L45 | Rubix Flush Lay-In, 600x600, 3,580llm, Opal Cell, Colour 84 | 25.6W | 140 |
| RBXRFL 126 L64 | Rubix Flush Lay-In, 1200x600, 5,330llm, Opal Cell, Colour 84 | 33.0W | 162 |
| RBXRFL 126 L80 | Rubix Flush Lay-In, 1200x600, 6,660llm, Opal Cell, Colour 84 | 41.4W | 161 |
| RBXRFL 126 L90 | Rubix Flush Lay-In, 1200x600, 7,495llm, Opal Cell, Colour 84 | 46.3W | 162 |

For Alugrid compatible versions please specify lay-in luminaire with correct ALU suffix shown in miscellaneous ordering codes

OPTIC

| Code | Description |
|------|-------------|
| BLK | Black Cell |
| BLE | Blue Cell |
| ORA | Orange Cell |
| RED | Red Cell |

DIMMING

| Code | Description |
|------|---|
| A | DALI Digital Addressable Lighting Interface |
| S | Switch Dimming |
| D | DSI Digital Dimming |
| H | HFR Analogue 1-10v |
| C | Bi-Level Dimming For Standalone Switched Sensor |

CONTROL

| Code | Description |
|------|---|
| R44 | Reacta 44, Presence & Daylight, 2.5-7M |
| RAS | Reacta-Air Bluetooth, Wireless, Presence & Daylight, 2.5-3M |

| | |
|-----|---|
| RLI | Reacta-Link, Wireless Enabled Luminaire |
| RLS | Reacta-Link Wireless, Presence, 2.5-4M |
| RC | Reacta-Control, Wireless Enabled Luminaire |
| RCS | Reacta-Control Wireless, Presence, Daylight, 2.5-4M |

Please click [here](#) for full details on our wireless controls.

EMERGENCY

| Code | Description |
|-------|---|
| LE3 | Lithium Standard Emergency 3 Hour |
| LS3 | Lithium Selftest Emergency 3 Hour |
| LA3 | Lithium Autotest Emergency 3 Hour |
| LSTR | Lithium Reacta-Link Emergency 3 Hour |
| LA3RC | Lithium Reacta-Control Emergency 3 Hour |
| CB | Central Battery, Please Specify 50V, 110V or 230V when Ordering |

MISCELLANEOUS

| Code | Description |
|-------|----------------------------------|
| BL | Black Finish |
| GY | Grey Finish |
| LSF | Low Smoke Zero Halogen |
| ALU16 | Alugrid 15/16 Ceiling Compatible |
| ALU08 | Alugrid 15/08 Ceiling Compatible |