



PRODUCT SPECIFICATION

PRO-LIGHT MINI WALLWASH



INTRODUCTION

The Pro-Light Mini range has been developed to offer clients a comprehensive selection of high quality LED spot lights for a variety of applications. This unique family of products include Fixed, Gimbal, Wallwash and Scoop luminaires that are available in both circular and square formats. The bodies are manufactured from high quality die cast aluminium and come complete with either specular or semi-specular reflectors in a choice of three beam angles. The reflectors simply twist lock into place enabling you to swap them out for a different type post install should you wish to alter the lighting to suit layout changes. All models are offered in an array of lumen outputs ranging from 1206lm up to 3304lm and are available in both CRI80 and CRI98 with a choice of C83 or C84 colour temperatures.

We offer a range of wireless control systems providing localised grouping and control as well as comprehensive wireless solutions allowing both standard and emergency luminaires to be centrally monitored. Infill rings are available on request for retrofit applications to ensure suitability for existing ceiling cut outs.



CE

IP20

3 STEP MACADAM ELLIPSE

APPLICATION

- Accent Lighting
- Display Lighting

- Retail

SPECIFICATION

CONSTRUCTION

- Housing: High pressure die cast aluminium
- Finish: Polyester powder painted BS 00E55 matt white 60% gloss
- Finish: Polyester powder painted RAL 9006 matt grey
- Finish: Polyester powder painted RAL 9005 matt black
- Reflector: Specular aluminium
- Reflector: Semi specular aluminium
- IP20

PERFORMANCE

- Part L2 compliant
- 3SCDM Three step Macadams ellipse
- TM21: L90>60K Hours / L80>90K Hours
- Up to 104 luminaire lumens per circuit Watt.

ENVIRONMENTAL

- Designed to allow simple replacement of components with commonly available tools in compliance with the Eco Design Directive, please see the installation leaflet for maintenance instructions.
- Powered by European branded drivers and emergency modules ensuring replacement parts are easily sourced.
- Every luminaire is labelled with a unique ID number allowing easy identification of spare parts for the lifetime of the product.
- Contains no single use plastics or polystyrene packaging.
- Supplied in plain card boxes with paper tape ensuring packaging is easily recycled.
- Designed to allow simple disassembly for end of life recycling.
- UK based manufacturing providing local support throughout the product lifetime and minimising transportation miles.

EMERGENCY

- Not available with emergency

CONTROL

- Optional compatibility with a range of dimming systems including DALI, DSI and Switch Dimming
- Optional integral Reacta-Link for integration with Reacta-Link wireless installations
- Optional integral Reacta-Control for integration with Reacta-Control wireless installations

INSTALLATION

- Suitable for plasterboard installation
- Suitable for mineral fibre ceiling tile installation
- Suitable for metal ceiling tile installation

VARIATIONS

- Available with a wide range of colour temperatures and renderings
- Available in a range of lumen outputs
- Available in white, black or grey finishes
- Available with circular or square bezels

IMAGES

PRODUCT IMAGES



Pro-Light Mini Square White



Pro-Light Mini Circular White



Pro-Light Mini Square Grey



Pro-Light Mini Circular Grey




Pro-Light Mini Square Black

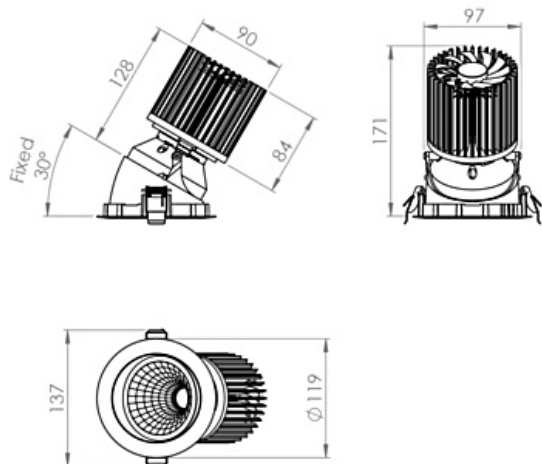


Pro-Light Mini Circular Black

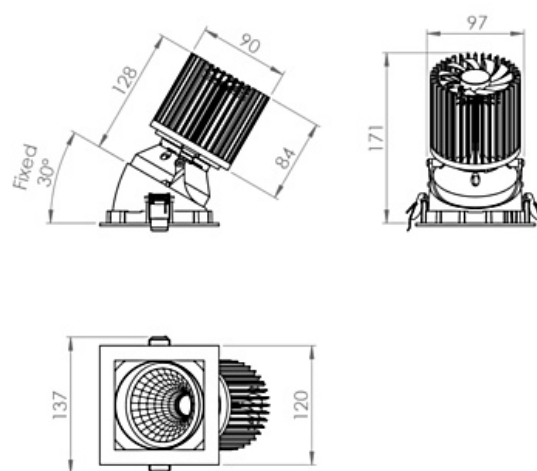
PROJECT IMAGES



TECHNICAL



Pro-Light Mini Wallwash Circular



Pro-Light Mini Wallwash Square

WARRANTY

At Dextra our commitment to service has been at the forefront throughout our history spanning more than forty years in the UK lighting market. Our service ethos extends beyond design and delivery, we believe supporting your installation throughout the warranty period is equally crucial, whilst the strength and longevity of Dextra Group provides peace of mind that our warranty will be supported throughout.

The Dextra range is supplied with a five year warranty commencing from the date of delivery. During the first three years defects will be repaired on site and the warranty will include both parts and labour. For the final two years drivers, emergency modules, wireless modules, sensors and LED circuits will be supplied free of charge to replace defective components, labour and other associated costs are not included.

Certain ranges and components are subject to exemptions:

- Lithium batteries are provided with a three year warranty for parts and labour. Nickel Metal Hydride and Nickel Cadmium batteries are provided with a one year warranty for parts and labour.
- Emergency luminaires including AME LED, EXI LED, EXI2 LED, EXI Track, HBE LED, HBE2 LED, OAT2 LED, OEZ LED and Twinspot with Nickel Metal Hydride batteries are supplied with a one year warranty for parts and labour. Lithium variants of these ranges are supplied with a three year warranty for parts and labour with the exception of the AME2, EXI3, HBE3 and TWS IP65 L7 ranges which are supplied with a one year parts and labour warranty. TWS IP65 L7 in autotest and wireless variants are supplied with the standard three year lithium battery warranty.
- Protec Micro, PTECF7 Fire Rated Downlights, Serenus and the Opus Sconce are provided with a five year replacement luminaire only warranty. Protec FR Fire Rated Downlights are provided with a 2 year replacement luminaire only warranty.
- Controls systems such as standalone sensors, switches, marshalling boxes and cabling are provided with a one year warranty for both parts and labour. DALI control systems are provided with a two year warranty for both parts and labour.
- LEDextra ranges are supplied with a three year parts or replacement luminaire only warranty with the exception of the IMPR RGBW, the Runway RGBW and the MOD RGBW. These three ranges are supplied with our standard five year warranty during which defects within the first three years will be repaired on site and the warranty includes both parts and labour. For the final two years free of charge replacement components only will be supplied to rectify any failures but labour and other associated costs are not included.
- LEDEX ranges are supplied with a three year replacement luminaire only warranty.

All warranties are subject to correct use of the product and will be invalidated by misuse, for example incorrect installation, unsuitable environmental conditions or incorrect maintenance. It is the duty of the customer to ensure that all the fault lies with the luminaire prior to requesting replacement parts or site repairs. In the event that no defect is found with the product our costs for attending site will be recharged to the customer and credit will not be issued against returned products. No consequential losses incurred resulting from any defect with our product will be reimbursed.

Given the nature of LED technology a small percentage of LEDs may fail during the lifetime of a luminaire, this does not cause a reduction in lumen output. As such LED luminaires are only deemed to be faulty for warranty purposes when in excess of ten percent of LEDs have failed in a single luminaire

On site repair of products under warranty will be undertaken during normal working hours, 9am to 5pm Monday to Friday, and will require unrestricted access to luminaires. Where required Dextra will provide access equipment to carry out repairs at height, should luminaires have been installed in locations where reasonable provision for maintenance access has not been made we reserve the right to supply replacement product only.

If you require any assistance with regards to our products please contact our Customer Services department on 01747

858100.

[DOWNLOAD WARRANTY PDF](#)

ORDER CODES

LUMINAIRE

Square

Code	Description	Power	Llm/W
PLSW L14 20	Pro-Light Mini Wallwash, Square, 953llm, 20° Reflector, Colour 84	9.5W	100
PLSW L14 40	Pro-Light Mini Wallwash, Square, 937llm, 40° Reflector, Colour 84	9.5W	101
PLSW L14 60	Pro-Light Mini Wallwash, Square, 909llm, 60° Reflector, Colour 84	9.5W	96
PLSW L20 20	Pro-Light Mini Wallwash, Square, 1,307llm, 20° Reflector, Colour 84	13.0W	101
PLSW L20 40	Pro-Light Mini Wallwash, Square, 1,292llm, 40° Reflector, Colour 84	13.0W	99
PLSW L20 60	Pro-Light Mini Wallwash, Square, 1,219llm, 60° Reflector, Colour 84	13.0W	94
PLSW L30 20	Pro-Light Mini Wallwash, Square, 1,891llm, 20° Reflector, Colour 84	18.2W	104
PLSW L30 40	Pro-Light Mini Wallwash, Square, 1,871llm, 40° Reflector, Colour 84	18.2W	103
PLSW L30 60	Pro-Light Mini Wallwash, Square, 1,838llm, 60° Reflector, Colour 84	18.2W	101
PLSW L40 20	Pro-Light Mini Wallwash, Square, 2,574llm, 20° Reflector, Colour 84	23.2W	111
PLSW L40 40	Pro-Light Mini Wallwash, Square, 2,566llm, 40° Reflector, Colour 84	23.2W	110
PLSW L40 60	Pro-Light Mini Wallwash, Square, 2,493llm, 60° Reflector, Colour 84	23.2W	107

Luminaire lumen value is based on specular reflector

Please select optic type from codes below

Circular

Code	Description	Power	Llm/W
PLRW L14 20	Pro-Light Mini Wallwash, Circular, 953llm, 20° Reflector, Colour 84	9.5W	100
PLRW L14 40	Pro-Light Mini Wallwash, Circular, 937llm, 40° Reflector, Colour 84	9.5W	101
PLRW L14 60	Pro-Light Mini Wallwash, Circular, 909llm, 60° Reflector, Colour 84	9.5W	96
PLRW L20 20	Pro-Light Mini Wallwash, Circular, 1,307llm, 20° Reflector, Colour 84	13.0W	101
PLRW L20 40	Pro-Light Mini Wallwash, Circular, 1,292llm, 40° Reflector, Colour 84	13.0W	99
PLRW L20 60	Pro-Light Mini Wallwash, Circular, 1,219llm, 60° Reflector, Colour 84	13.0W	94
PLRW L30 20	Pro-Light Mini Wallwash, Circular, 1,891llm, 20° Reflector, Colour 84	18.2W	104
PLRW L30 40	Pro-Light Mini Wallwash, Circular, 1,871llm, 40° Reflector, Colour 84	18.2W	103
PLRW L30 60	Pro-Light Mini Wallwash, Circular, 1,838llm, 60° Reflector, Colour 84	18.2W	101
PLRW L40 20	Pro-Light Mini Wallwash, Circular, 2,574llm, 20° Reflector, Colour 84	23.2W	111
PLRW L40 40	Pro-Light Mini Wallwash, Circular, 2,566llm, 40° Reflector, Colour 84	23.2W	110
PLRW L40 60	Pro-Light Mini Wallwash, Circular, 2,493llm, 60° Reflector, Colour 84	23.2W	107

OPTIC

Code	Description
SP	Specular
SS	Semi-Specular
Semi-Specular is not available in 20° variants.	

DIMMING

Code	Description
A	DALI Digital Addressable Lighting Interface
S	Switch Dimming
D	DSI Digital Dimming
C	Bi-Level Dimming For Standalone Switched Sensor

CONTROL

Code	Description
RLI	Reacta-Link, Wireless Enabled Luminaire
RC	Reacta-Control, Wireless Enabled Luminaire
RCSS	Reacta-Control Standalone Sensor, Presence & Daylight 2.5-4M, Use with RC Luminaires
RAD	Reacta-Air, Wireless Enabled Luminaire
RASS	Reacta-Air Standalone Sensor, Presence, 2.5-4M, Use with RAD Luminaires (sold separately)
RASSD	Reacta-Air Standalone Sensor, Presence & Daylight, 2.5-4M, Use with RAD Luminaires (sold separately)

Please click [here](#) for full details on our wireless controls.

MISCELLANEOUS

Code	Description
C**	Select Colour Temperature and Rendering; C83, C84, C93, C94
W	White Finish
B	Black Finish
G	Grey Finish
4PM	4 Pole Panel Mount
6PM	6 Pole Panel Mount
INFILL	Infill Rings to Suit Over Size Ceiling Cut Out, Please Specify Size when Ordering.
LSF	Low Smoke Zero Halogen